

Risk Management











Hazard Communication

Texas Department
of Criminal Justice

Volume 17, Issue 1
January 2017

TDCJ Hazard Communication Program (EA-05.09 Rev 4) Hazardous chemicals are any products or materials that present any physical or health hazards when used.

The Globally Harmonized System of Classification and Labeling of Chemicals (GHS) is a way of labeling chemicals to communicate specific hazards that are associated with a particular chemical.

Flammable Liquids  Example: <ul style="list-style-type: none"> • Paint thinner • Gasoline • WD 40 	Compressed Gases  Example: <ul style="list-style-type: none"> • Oxygen • Acetylene • Aerosol spray 	Oxidizing Liquids  Example: <ul style="list-style-type: none"> • Hydrogen peroxide • Chlorine 	Corrosive to Metals  Example: <ul style="list-style-type: none"> • Comet Cleaner • Sulfuric acid 	Explosives  Example: <ul style="list-style-type: none"> • Acetylene • Oxygen • Fertilizers
Health Hazards			Environmental Hazards	
Aspiration Hazard  Example: <ul style="list-style-type: none"> • Concrete dust • Asbestos 	Skin Corrosion  Example: <ul style="list-style-type: none"> • Batteries • Bippy/ double D 	Skin Irritation  Example: <ul style="list-style-type: none"> • Crystal clean • Dishwashing compound 	Acute Toxicity  Example: <ul style="list-style-type: none"> • Lead (ammunition) • Mercury (thermometer) 	Hazardous to the Aquatic Environment  Example: <ul style="list-style-type: none"> • Lysol • Double D

Caution: Before using any of the above listed items, you should refer to the Safety Data Sheet (SDS) of each chemical for more information concerning hazards that have been identified. You should always report any unsafe conditions, notify a supervisor of any spills, injuries, or other incidents involving chemicals and seek medical attention if needed.

Always wear the appropriate or designated Personal Protective Equipment (PPE) such as gloves, safety glasses, chemical goggles, or any other designated protective gear depending on the chemical being used.

When working around or with hazardous chemicals be sure to keep containers tightly closed. Store hazardous materials in a cool, well ventilated place that is locked. Be sure to keep hazardous materials away from heat, sparks, and open flames.

When working with tools around hazardous materials, you should only use non-sparking tools.

Take precautionary measures against static discharge. Ground and bond containers and receiving equipment.

Wear proper protective equipment when working with or around hazardous materials, such as wearing ventilators or masks to prevent breathing in chemical vapors, and wearing protective gloves when handling hazardous materials.

NEVER eat, drink, or smoke when using hazardous products. Always wash your hands thoroughly after handling hazardous materials.

Dispose of hazardous materials in accordance with local, regional, national, and international regulations as specified.

In case of a fire use dry chemical (BC) or Carbon dioxide (CO2) fire extinguishers to extinguish.

If an accident should happen, and you or some one is exposed, call the

Poison Control Center

(1-800-222-1222)

If the hazardous material should get on your skin or hair, take off any contaminated clothing immediately, followed by rinsing the skin with water.

Poison Control Centers - Emergency number



References:

- OSHA—<https://www.osha.gov/>
- TDCJ Environmental Advisory (EA -05.09) - http://itd.tdcj.texas.gov/TDCJ_Intranet/

Training Circular
TDCJ Risk Management Department

Volume 17 Issue 1

Kelvin Scott

Director,

Administrative Review and
Risk Management Division

Rene Hinojosa

Deputy Director,

Administrative Review and
Risk Management Division

Thomas Warren

Manager II

Risk Management

The Training Circular, a publication of the Texas Department of Criminal Justice Risk Management Department, is published monthly in an effort to promote and enhance risk management awareness on issues relating to TDCJ employees. Design and layout of the Training Circular is performed by Thomas Warren, Risk Management. Comments, suggestions and safety related items are welcome. Send suggestions to:

Thomas Warren

Risk Management Department

1060 Hwy 190 East

Huntsville Texas 77340

Or,

Thomas.Warren@tdcj.texas.gov

All items received become property of the Risk Management Department unless otherwise agreed and are subject to be rewritten for length and clarity. Permission is hereby granted to reprint articles, provided source is cited.